

PARKING COUNT PER LEVEL		
LEVEL	COUNT	
LEVEL 3	22 PS	
LEVEL 2	75 PS (69 REGULAR PARKING + 6 EV PARKING)	
LEVEL 1.5	60 PS (54 REGULAR PARKING + 6 EV PARKING)	
LEVEL 1	26 PS (14 REGULAR PARKING + 12 EV PARKING)	
SURFACE	TOTAL	76 PS
	TOTAL	259 PS

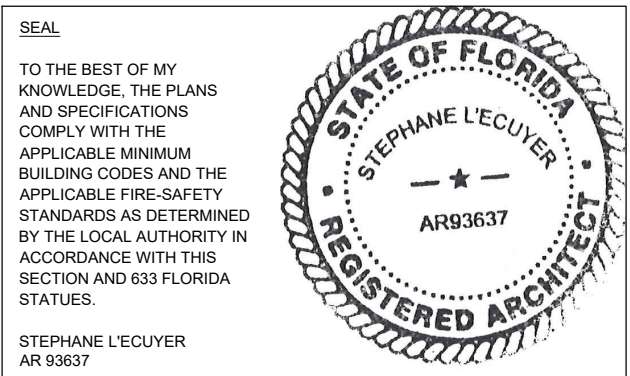
235 REGULAR PARKING + 24 EV PARKING)

COMPACT
PARKING SPACE
COUNT = 46 PS
46 PS / 243 PS
(MIN. REQUIRED
PARKING) = 18.93%


CONVEX
MIRROR



absolute-idea.com
CANAL PARK
3323 NE 163rd Street, Suite 200 North Miami Beach, FL 33160
T 305.792.0015 F 305.931.0279 @info@absolute-idea.com




ISSUE FOR:
DRC SUBMITTAL



REV.	DATE	DESCRIPTION
01	05-13-2025	D.R.C. SUBMITTAL

ALL MEASUREMENTS MUST BE VERIFIED BEFORE BEGINNING THE WORK. NO MEASUREMENTS ARE TO BE SCALED DIRECTLY FROM THIS DRAWING.



Client
VERA FUND
NICK POLYUSHKIN
& YURI KHARITONENKOV
TEL: 305.833.3303

Project
**1600 S FEDERAL HIGHWAY
(MIXED-USE PROJECT)**
1600 SOUTH FEDERAL HIGHWAY,
POMPAHO BEACH, FL 33062

Title
**LEVEL 03
FLOOR PLAN LAYOUT**

Drawn
J. WU
Verified
N. TREMBLAY
Approved
S. L'ECUYER
Scale
as shown
Date
08-15-2025

Project
PZ24-12000027
11/19/2025
J. WU
Project
24-838
Architect
A-203

PZB
PZ24- 12000027
12/17/2025

LEVEL 03
FLOOR PLAN LAYOUT
SCALE: 1"= 20'-0"